

Viewing the Audit Committee Summary Report

Last Modified on 07/10/2024 11:04 am EDT

Overview

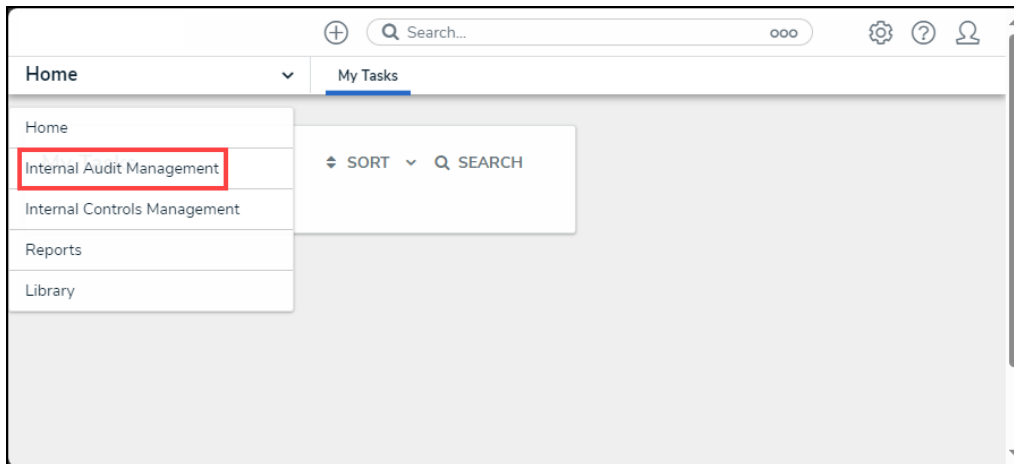
The Audit Committee Summary report displays information on all internal audit projects within an internal audit plan. Users can see Audit Ratings, Issue Priority, Audits Reports Issued in the last quarter, and the status of all internal audit projects within an audit plan.

User Account Requirements

The user account used to log into Resolver must be added to the Internal Audit Staff user group.

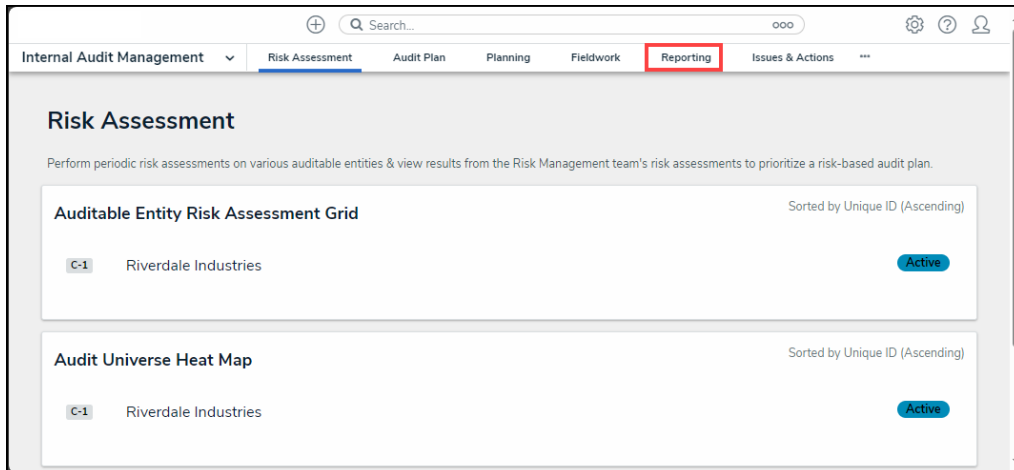
Navigation

1. From the **Home** screen, click the **Home** dropdown and select the **Internal Audit Management** link.



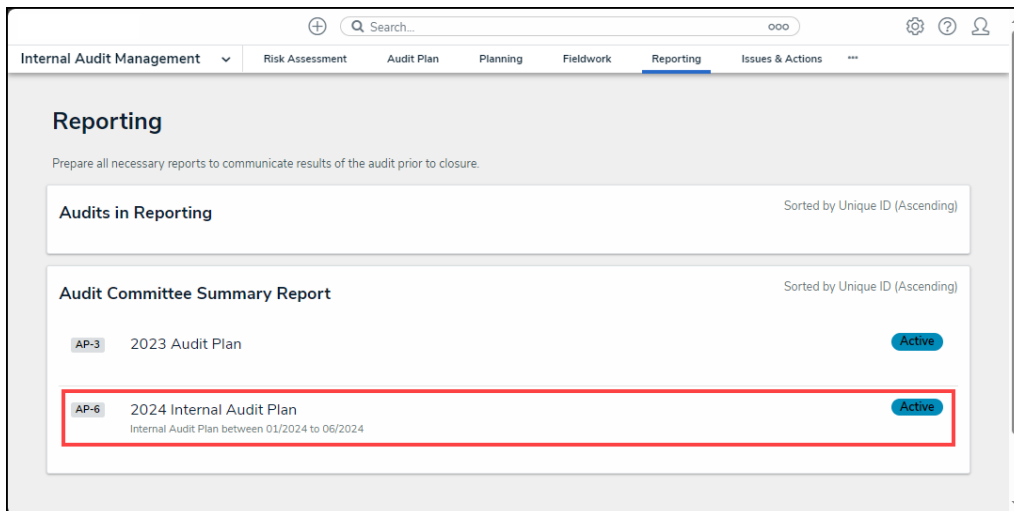
Home Dropdown

2. From the **Risk Assessment** screen, click on the **Reporting** tab.



Reporting Tab

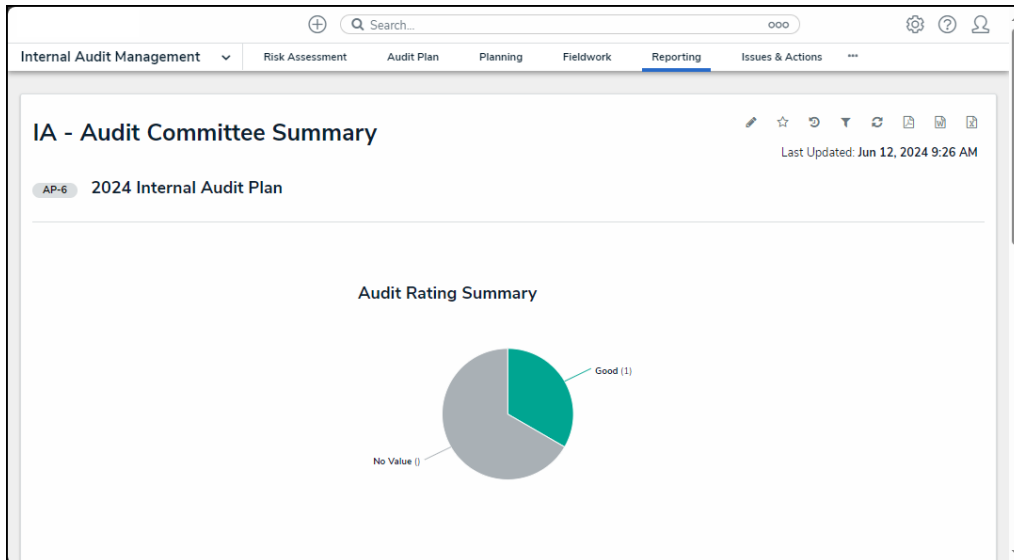
3. From the **Reporting** screen, click an **Internal Audit Project** link on the **Audit Committee Summary Report** section.



Internal Audit Project Link

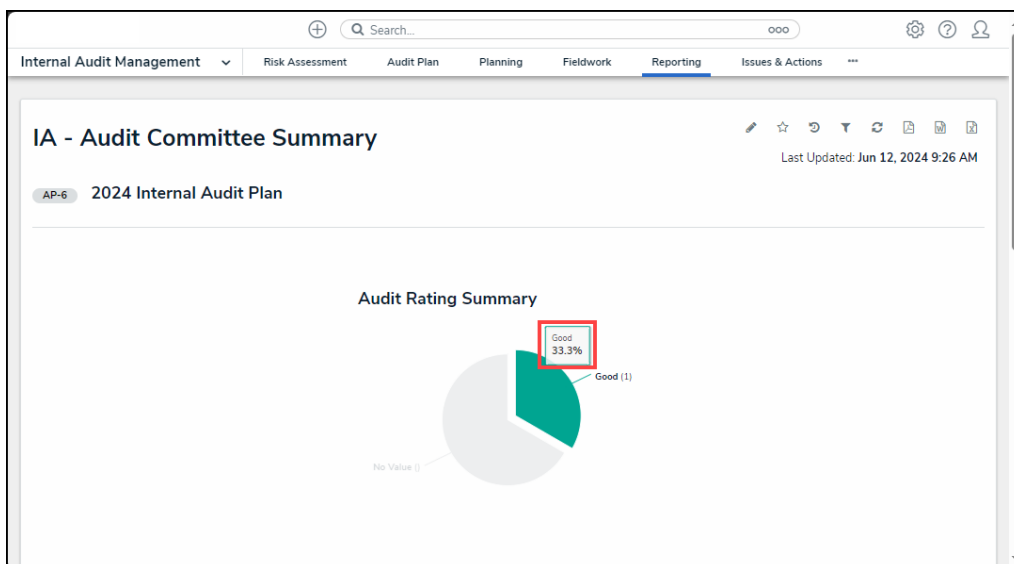
Viewing the Audit Committee Summary Report

1. From the **Audit Committee Summary Report** screen, the **Audit Rating Summary** chart displays the audit rating for all internal audit projects in the audit plan. A **No Value** label indicates that the internal audit project does not have an audit rating.



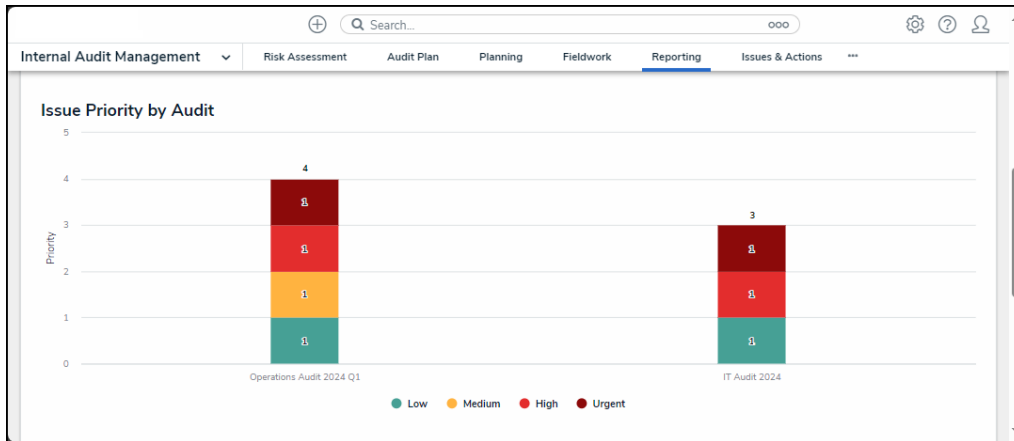
Audit Rating Summary Chart

2. Hover the cursor over a portion of the chart to see the portion's percentage.



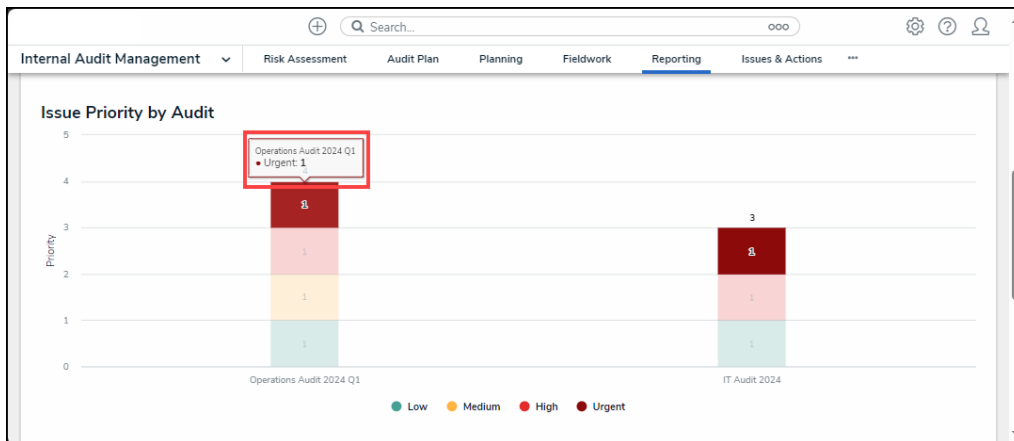
Percentage

3. The **Issue Priority by Audit** graph shows all issues by priority rating within each internal audit project in the audit plan.



Issue Priority by Audit Graph

4. Hovering the cursor over a portion of the graph shows priority level (Low, Medium, High, or Urgent).



Priority Level

5. The **Audit Reports Issued in the Last Quarter** table shows all internal audit projects that were completed in the last quarter that are connected to the audit plan.

| Internal Audit Project Name | Audit Type | Date of Report Issuance | Audit Rating |
|-----------------------------|-------------|-------------------------|--------------|
| Operations Audit 2024 Q1 | Operational | May 9, 2024 | Good |

Page 1 of 1 | 1 Rows | 20 per page

Audit Reports Issued in the Last Quarter Table

6. Click an **Internal Audit Project** link to view more internal audit project details.

| Internal Audit Project Name | Audit Type | Date of Report Issuance | Audit Rating |
|-----------------------------|-------------|-------------------------|--------------|
| Operations Audit 2024 Q1 | Operational | May 9, 2024 | Good |

Page 1 of 1 | 1 Rows | 20 per page

Internal Audit Project Link

7. The **All Audits in Current Plan** table shows the state of all internal audit projects that are connected to the audit plan.

| Internal Audit Project Name | Audit Type | Internal Audit Project State | Planned Quarter | Audit Rating |
|-----------------------------|-------------|------------------------------|-----------------|--------------|
| IT Audit 2024 Q1 | | Not Started | Q1 | |
| IT Audit 2024 | | Fieldwork | Q1 | |
| Operations Audit 2024 Q1 | Operational | Complete | Q1 | Good |

Page 1 of 1 | 3 Rows | 20 per page

All Audits in Current Plan Table

8. Click an **Internal Audit Project** link to view more internal audit project details.

| Internal Audit Project Name | Audit Type | Internal Audit Project State | Planned Quarter | Audit Rating |
|-----------------------------|-------------|------------------------------|-----------------|--------------|
| IT Audit 2024 Q1 | | Not Started | Q1 | |
| IT Audit 2024 | | Fieldwork | Q1 | |
| Operations Audit 2024 Q1 | Operational | Complete | Q1 | Good |

Page 1 of 1 | 3 Rows | 20 per page

Internal Audit Project Link