

# Assessing Risk for an Internal Audit Using the Audit Universe Heat Map

Last Modified on 05/24/2024 4:15 pm EDT

## Overview

Before creating an Internal Audit Plan, you must first determine which entities of your organization require an audit. You can use the **Audit Universe Heat Map** function to determine the entities to audit by viewing their Risk Scores or the Risk Management Output for Internal Audits report, which provides a company-wide overview of Risks assessed by the Risk Management Team, which will help the internal audit team drive Risk-based audits and audit planning.

## User Account Requirements

The user account used to log into Resolver must be added to the Internal Audit Staff user group.

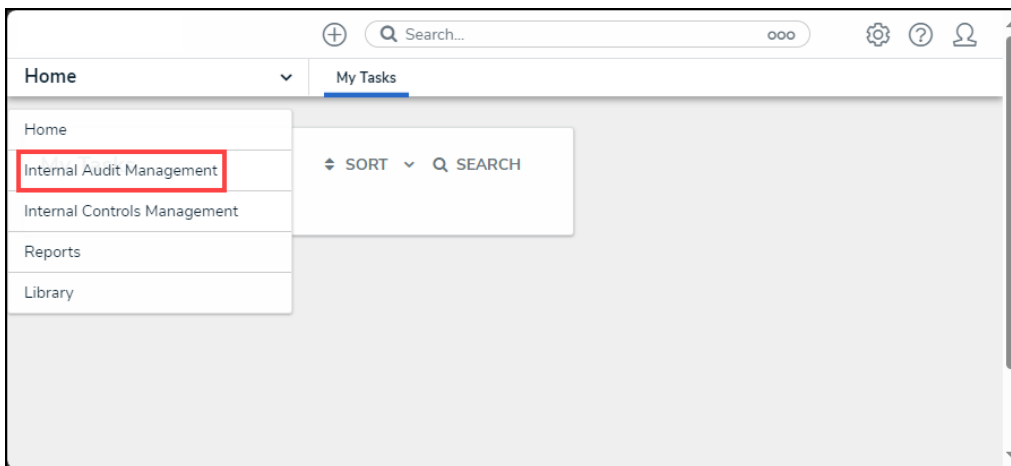
## Related Information/Setup

Please see the following articles for further information regarding the Toolbar section:

- [Export a Report](#)
- [View a Report](#)

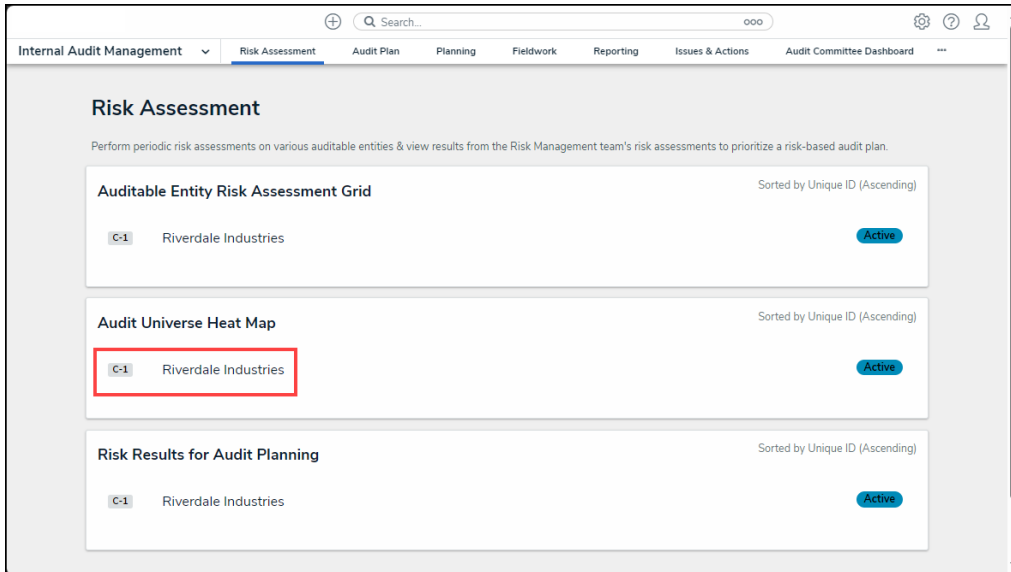
## Navigation

1. From the **Resolver Home** screen, click the **Home** dropdown and select the **Internal Audit Management** link.



*Home Dropdown*

2. From the **Risk Assessment** screen, select an **Entity** from the **Audit Universe Head Map** section.



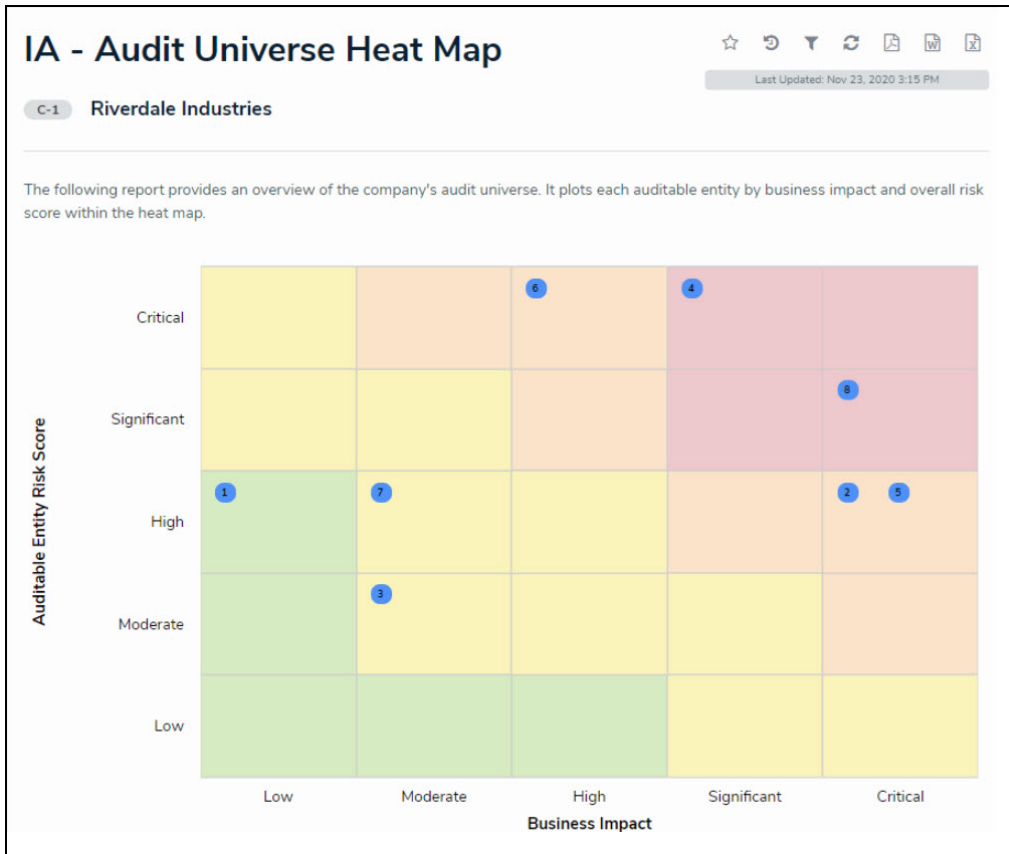
*Audit Universe Heat Map Section*

## Assessing Auditable Entities

For the Heat Map to generate data, you must have at least one Auditable Entity connected to the selected company.

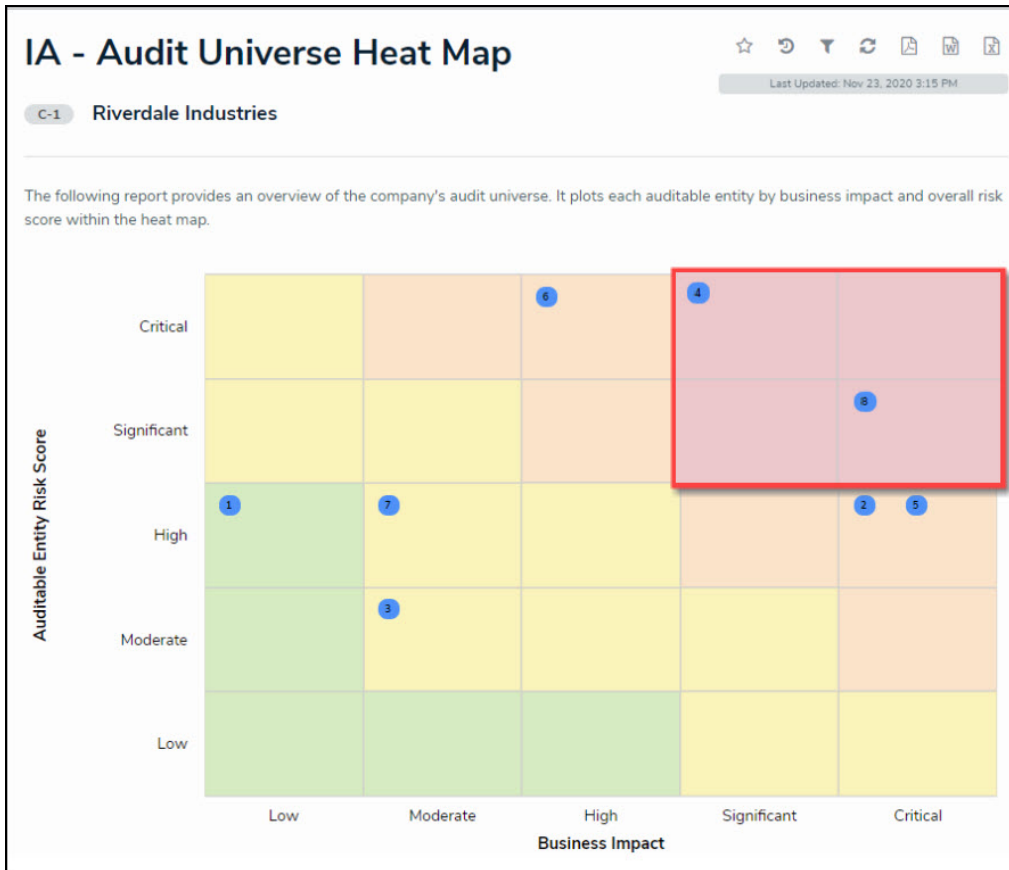
Auditable Entities with a Risk Score of 0 will not appear on the Audit Universe Heat Map. The Risk Score is based on defined criteria (fields) rather than individual risks (object types). These fields are configurable within the setup and can be weighted differently, depending on your company.

1. The **Audit Universe Heat Map** screen will appear, displaying the Auditable Entity's risk score against the Entity's business impact on the previous day.
2. The **Audit Universe Heat Map** screen plots Auditable Entities connected to the selected company on the grid represented by a point. Each point is coded with a number representing the Auditable Entity's Unique ID number. The **Audit Universe Heat Map** plots the Auditable Entity points based on the formula, Business Impact x Auditable Entity Risk Score.



*Audit Universe Heat Map Screen*

3. Performing an Internal Audit on the Auditable Entities that fall within the High-Risk Area (Significant - Significant and Critical - Critical areas) on the Audit Universe Heat Map could be more impactful. The High-Risk Areas are the four red tiles in the upper right corner of the Audit Universe Heat Map.



*High-Risk Auditable Entities*

- Click an **Auditable Entity** on the **Audit Universe Heat Map** to open the **Auditable Entity** pop-up for further details.