

# Risk Management Portal

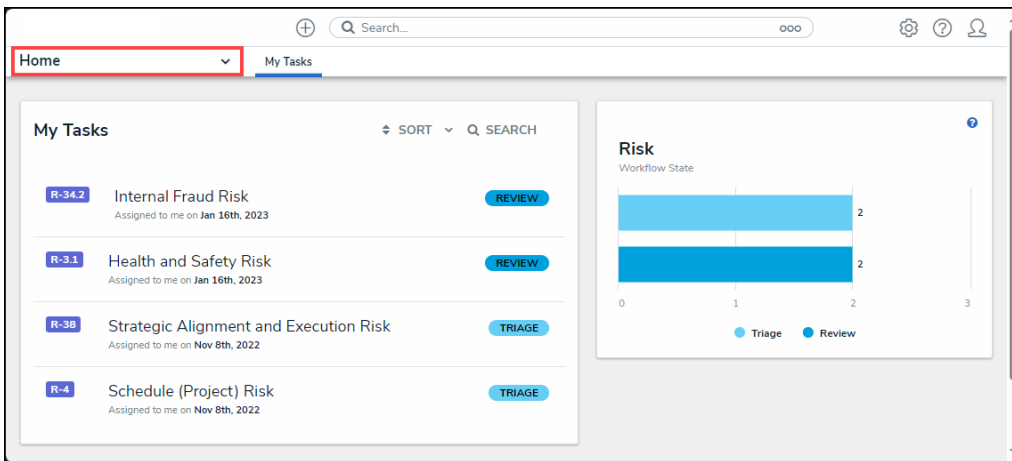
Last Modified on 07/09/2024 3:01 pm EDT

## Overview

Users in the **Risk Owner**, **Control Owner**, **Issue Owner**, **Corrective Action Owner**, **Indicator Owner**, **Loss Event Owner**, and **Risk Limited Users** user groups have access to the **Portal** application. By default, **Administrators** and users in the **Risk Team** user group do not have access to the **Portal**.

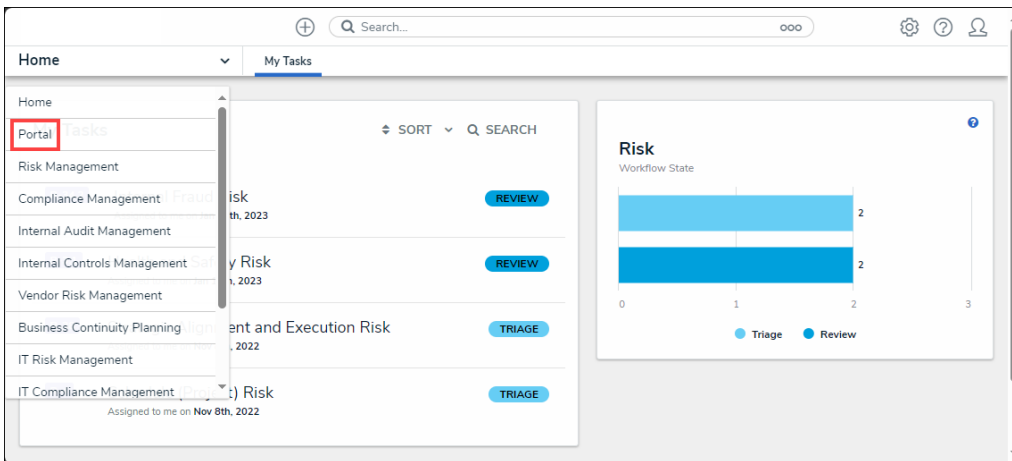
## Navigation

1. From the **Home** screen, click the **Home** dropdown menu.



*Home Menu*

2. Select **Portal** from the **Home** dropdown menu.



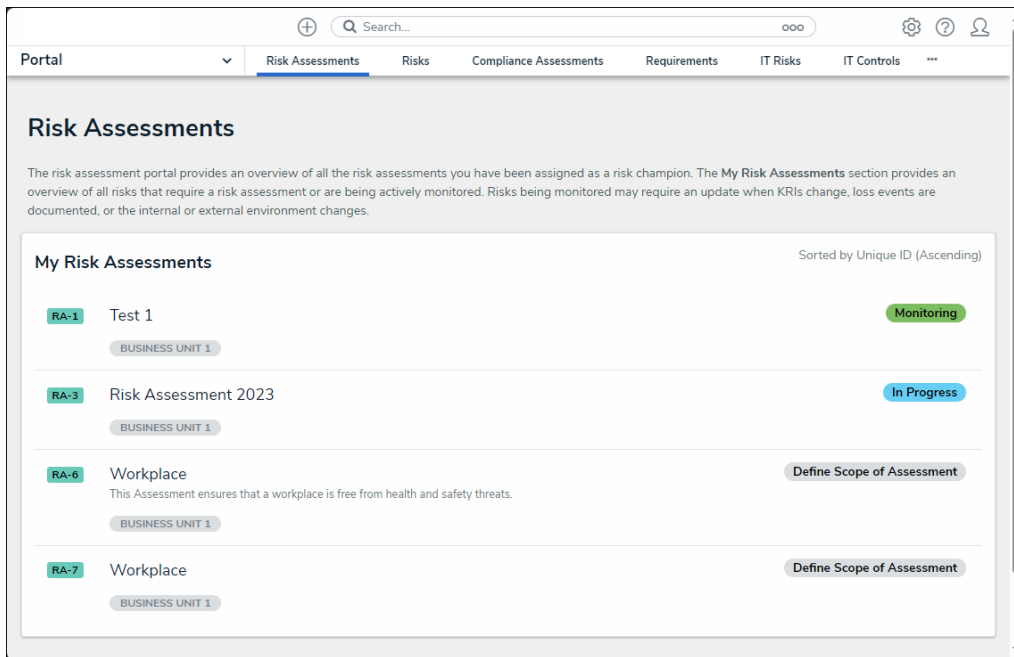
*Portal Screen*

## Portal Screen

The **Portal** provides access to the activities relevant to your user group. Any tasks that are

assigned to you will appear on the [My Tasks](#) section on the Home screen and also the **Portal**. The **Portal** contains the following activities:

- **Risks**: Visible to members of the **Risk Owner & Delegate** and **Risk Limited User** user groups.
- **Controls**: Visible to members of the **Control Owner & Delegate** and **Risk Limited User** user groups.
- **Issues**: Visible to members of the **Issue Owner & Delegate** and **Risk Limited User** user groups.
- **Corrective Actions**: Visible to members of the **Corrective Action Owner & Delegate** and **Risk Limited User** user groups.
- **Key Risk Indicators (KRIs)**: Visible to members of the **Indicator Owner & Delegate** and **Risk Limited User** user groups.
- **Loss Events**: Visible to members of the **Loss Event Owner** and **Risk Limited User** user groups.
- **Policies**: Visible to members of the **Policy Owners** and **Risk Limited User** user groups.



*Portal Screen*



**Note:**

*If your organization uses other Resolver apps, you may see additional activities in the **Portal**.*