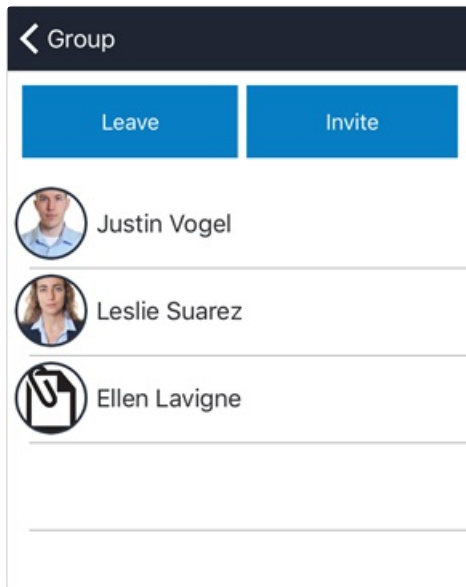


# Invite Others to a Conversation

Last Modified on 08/05/2020 4:33 pm EDT

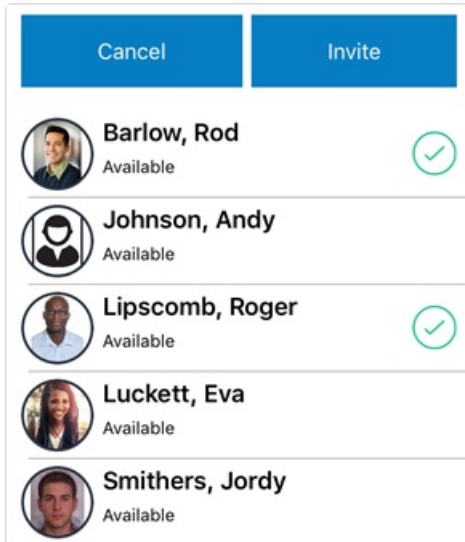
## To invite others to join a conversation:

1. Tap **Messages** from the dashboard.
2. Open a conversation:
  - To select a dispatch-related conversation, tap the **Dispatch** tab, then tap the conversation you want to view; or
  - To select a conversation unrelated to a dispatch, tap the **Messages** tab, then tap the conversation you want to view.
3. Tap **Details** to display a list of all users who have already joined the conversation.



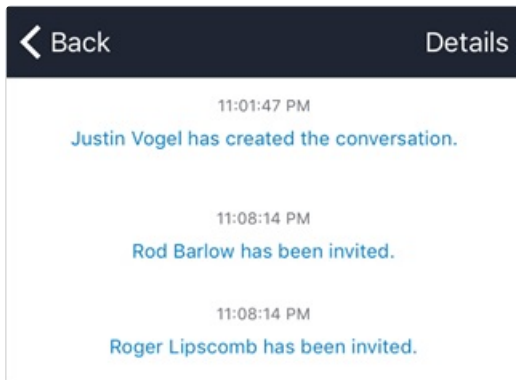
*The Details screen within a conversation.*

4. Tap **Invite**.
5. Select one or more users to invite to the conversation by tapping their name(s).



*Selected users to invite to the conversation.*

6. Tap **Invite**.
7. Tap **< Back** to return to the messages screen.



*A confirmation message will appear when other users have been invited or have joined or left the conversation.*