
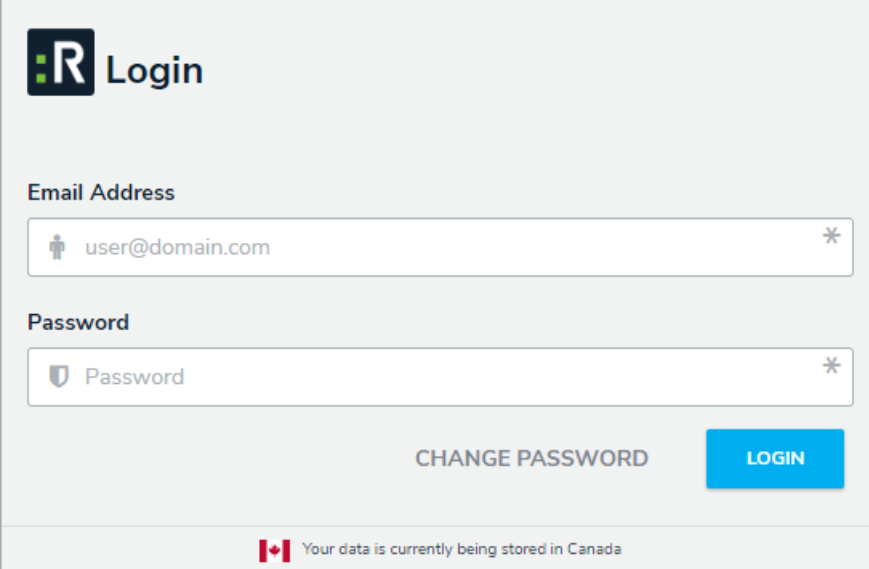


Data Region

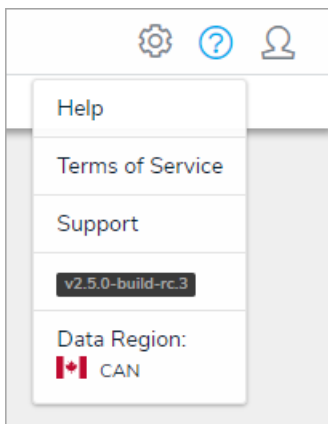
You can review the geographical region where your organization's data is being stored from the login screen or by clicking the  icon in the top bar.

Your organization's data region is selected upon implementation. Contact [Resolver Support](#) should you require additional information.



The screenshot shows the Resolver Login interface. At the top left is the Resolver logo and the word "Login". Below this are two input fields: "Email Address" containing "user@domain.com" and "Password" containing "Password". To the right of each field is a small asterisk icon. Below the input fields are two buttons: "CHANGE PASSWORD" and "LOGIN". At the bottom of the login screen, there is a small Canadian flag icon followed by the text "Your data is currently being stored in Canada".

Data region information on the login screen.



Data region information in the top bar.