





Edit or Delete a Configurable Form

To edit or delete a configurable form:

1. Click the  icon in the top bar > **Configurable Forms** in the **Views** section.
2. Click the form you want to edit or enter the name of the form in the **Search** field, then click it to display the **Edit Configurable Form** page.
3. To edit a navigation or standard form's name, description, and/or **priority**, click the  icon next to the form's name.
4. To edit a standard form's **title**, **section**, or **element**, click the  icon on the canvas to see additional options.
5. To delete the configurable form, click the  icon, then click **Yes** to confirm.
6. Click **Done** when finished.